

# Ohio Valley ESC Profile

**Operating Revenue:**  
**\$8,550,343**

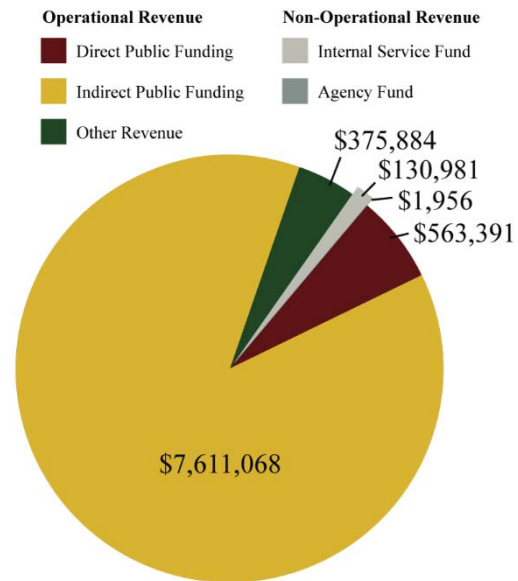
**Expenditures:**  
**\$8,394,283**

**FTEs:**  
**206.00**

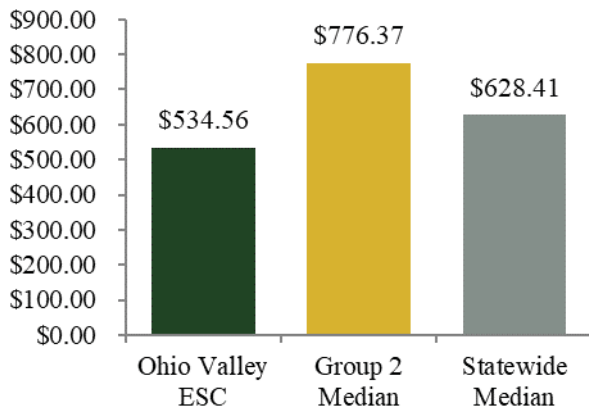
Revenue Generation Ratio



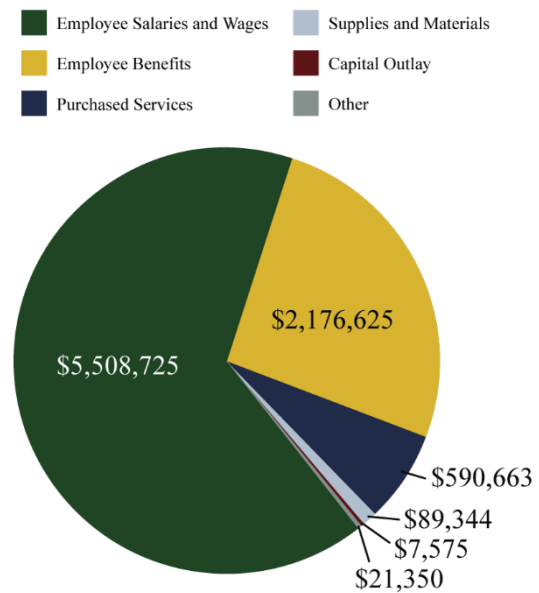
Total Revenue by Source



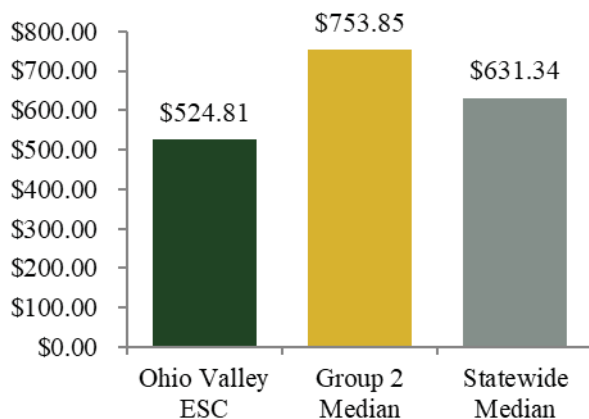
Operating Revenue per Student



Expenditures by Object



Expenditures per Student



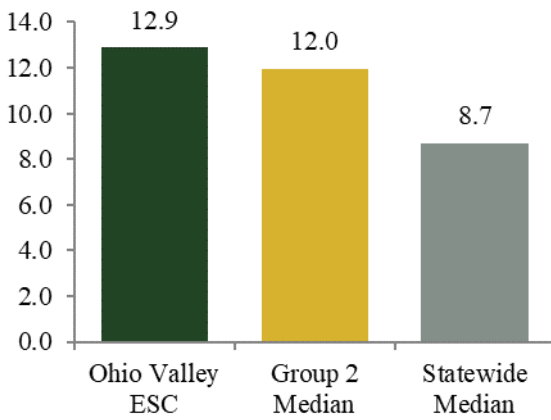
# Ohio Valley ESC Profile

**Operating Revenue:**  
**\$8,550,343**

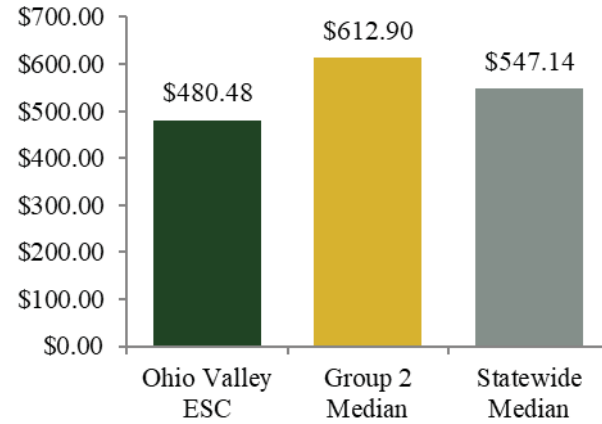
**Expenditures:**  
**\$8,394,283**

**FTEs:**  
**206.00**

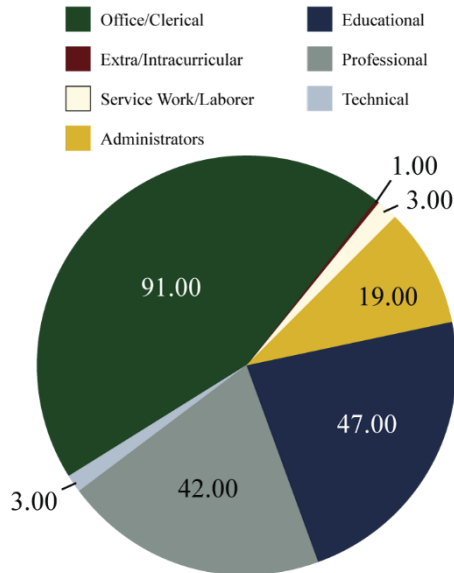
FTEs per 1,000 Students



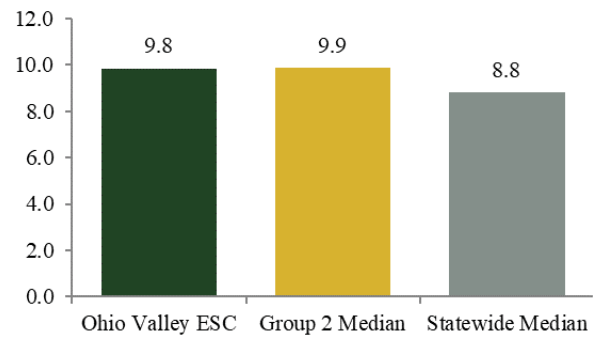
Personnel Cost per Student



FTEs by Category



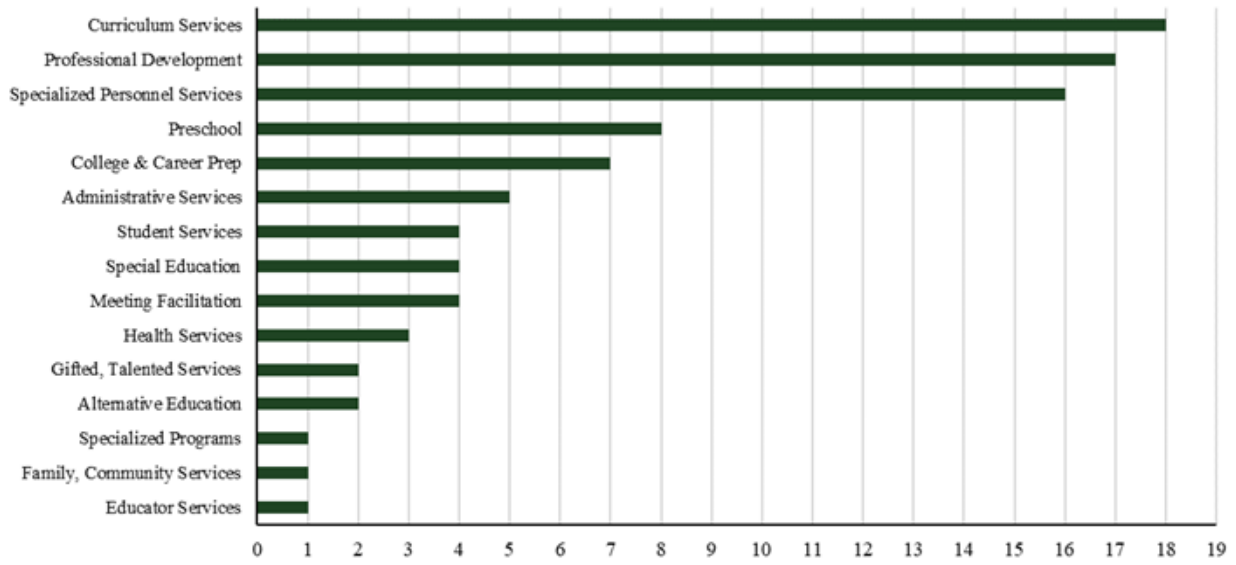
Non-administrative Staff per Administrator



## Ohio Valley ESC Profile

<b>Operating Revenue:</b> <b>\$8,550,343</b>	<b>Expenditures:</b> <b>\$8,394,283</b>	<b>FTEs:</b> <b>206.00</b>
---	--	-------------------------------

### Services Offered by Category



### Member District Data

Member District Name	Student Enrollment	District Type
Belpre CSD	962	4
Caldwell EVSD	827	1
Cambridge CSD	1,920	4
East Guernsey LSD	941	2
Fort Frye LSD	921	1
Frontier LSD	611	2
Marietta CSD	2,589	3
Noble LSD	854	2
Rolling Hills LSD	1,582	1
Switzerland Of Ohio LSD	2,172	1
Warren LSD	2,017	1
Wolf Creek LSD	599	1